Power Bank User Manual

C-077

A For charging Digital Device

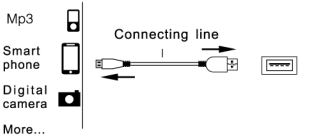

B For charging Power Bank

5V USB Power adaptor

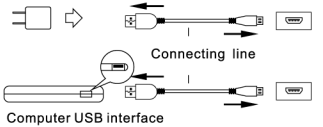

C Product Components



Operating Instruction:

1.For charging Digital Device: you can connect the power bank to the digital device with USB port by Micro USB cable. (Note: when you charging digital products, you should use proper charging cable for digital products. The power bank original fitting is Micro USB charging cable. If you need use it to charge the digital products with other individual port, you can buy or use your original products charging cable. Before use, please read the user manual carefully).

2. Charging Indicator: When charging, the red indicator light blinking. If fully charged, the red indicator light keeps on.

Product Safety information:

1.If you will not use the power bank for a long time, then you need to charge it once every three months at least.

2.When you are using it, the device may get a little hot. It is in a good condition if its temperature under 60°C.

3.Please keep the device dry. Don't scrub it with Chemical cleaning.

4.Don't let kids or incapable people to use this device individually. Unless they are under guidance and supervision by their supervisor.

5.Don't attempt to disassemble, throw, beat or vibrate the device.

6.Don't keep the device under high temperature. Or it may cause malfunction and fire.

7.Please note the specification of output and input for keep the device from causing malfunction and fire.

Features:

1.Built-in intelligent device voltage identification chip. It can support for iPad, mobile phone, bluetooth headset, digital camera etc...

2.USB input & output. Portable and convenient for using.

3.High quality battery for long-time using. Support for quick charging. The product cycle charging life about 1000times.

4.Safety: Over-charge protection, over-discharge protection, over-load protection, shortage protection.

Final treatment:

Please make sure the waste electronic products, batteries and packaging materials to specialized recyclingpoint.This can help prevent uncontrolled waste treatmentand help promote the recycling of materials.

20

Parts	Hazardous Substance					
	Pb	Hg	Cd	Cr6+	PBB	PBDE
Accessories	×	○	○	○	○	○

○: It is toxic and harmful substances in the SJ/T 11363–2006 standard limits for the following.

×: It is poisonous and harmful material exceeds SJ/T 11363–2006 standard limits.

Note: the product is marked with " × " the reason is: the stage of no viable alternative technology or components.